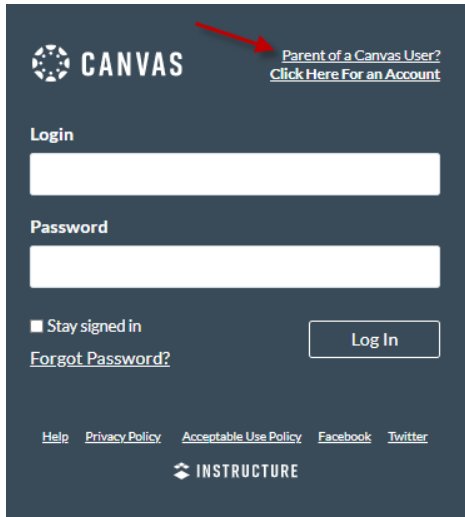
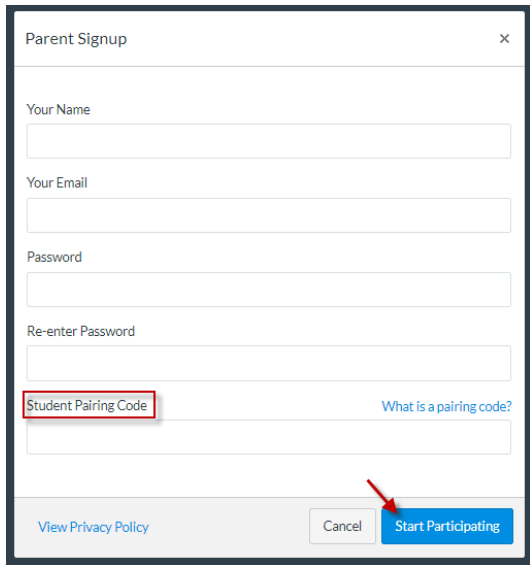


Canvas Parent Account Creation

FOR PARENT & OBSERVER ACCOUNTS

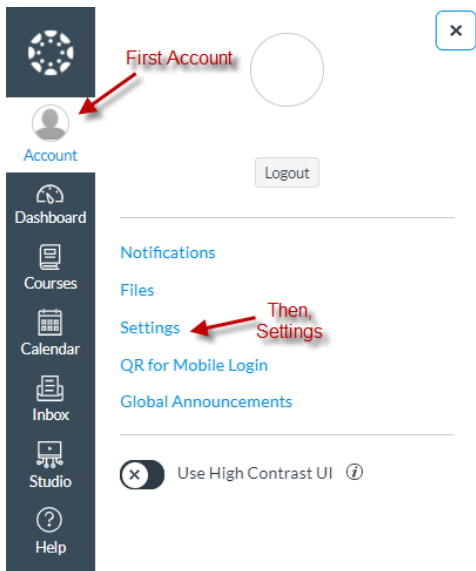


To create your Parent Observer account, please visit <https://gcps.instructure.com/login/canvas> using your web browser. Select 'Parent of a Canvas User?' in the upper right hand corner.

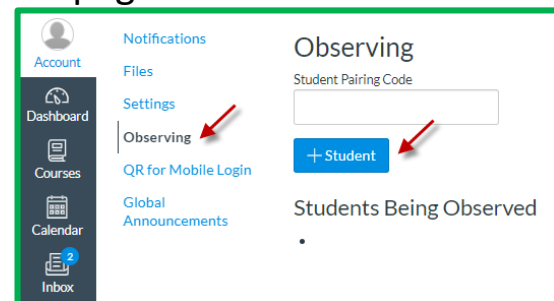
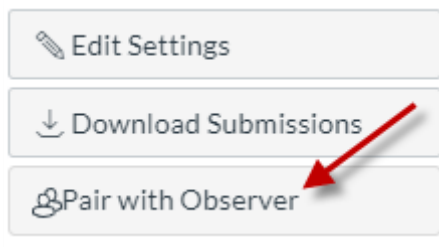


Then, when the Parent Signup screen opens, fill out all of the fields including the Student Pairing Code. Any of your student's teachers can provide you with the pairing code.

PLEASE NOTE: The code provided is only valid for 7 days.



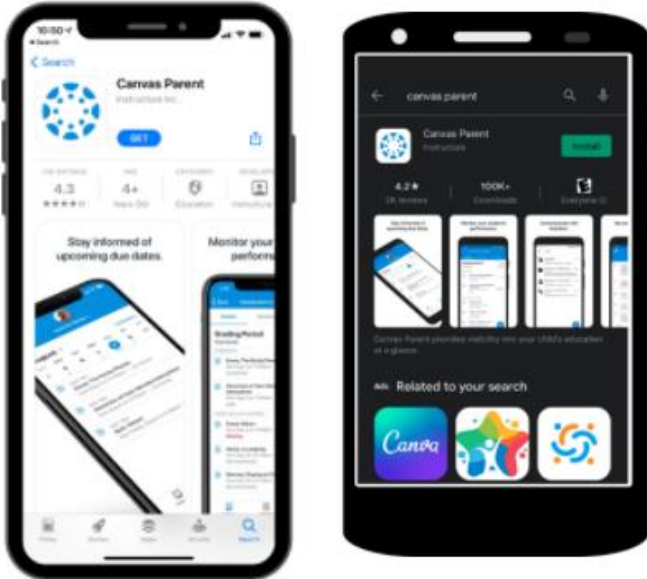
Your student can also provide you with the pairing code by signing into Canvas and navigating to **Account**, then **Settings** and select the Pair with Observer button on the right-hand side of the page.




NOTE: If you need to observe more than one student in your Parent account, select Account, then Observing to add additional students. [CLICK HERE to view the Canvas Observer Guide.](#)

Canvas Parent Account Creation


NAVIGATING THE FREE PARENT APP



Navigate to the **iOS app store** or the **Google Play store** and search for **Canvas Parent**. Install the application. Once the download has completed, click Open. After Opening, tap Find **School** and type **Gloucester county Public Schools – VA**.



When the next screen opens, select the **Canvas Parent Access** link. (You will need to tap the text, not the image.)



Use the same username and password that you used to create your observer account. If you forgot your password, select, **Forgot Password?**

If you **do not have a Canvas account**, after installing the app you will need a pairing code in order to create your account with the mobile app. (See other side for pairing code information.)

Please visit the GCPS website for more Canvas resources. GCPS does not manage parent/observer Canvas accounts.